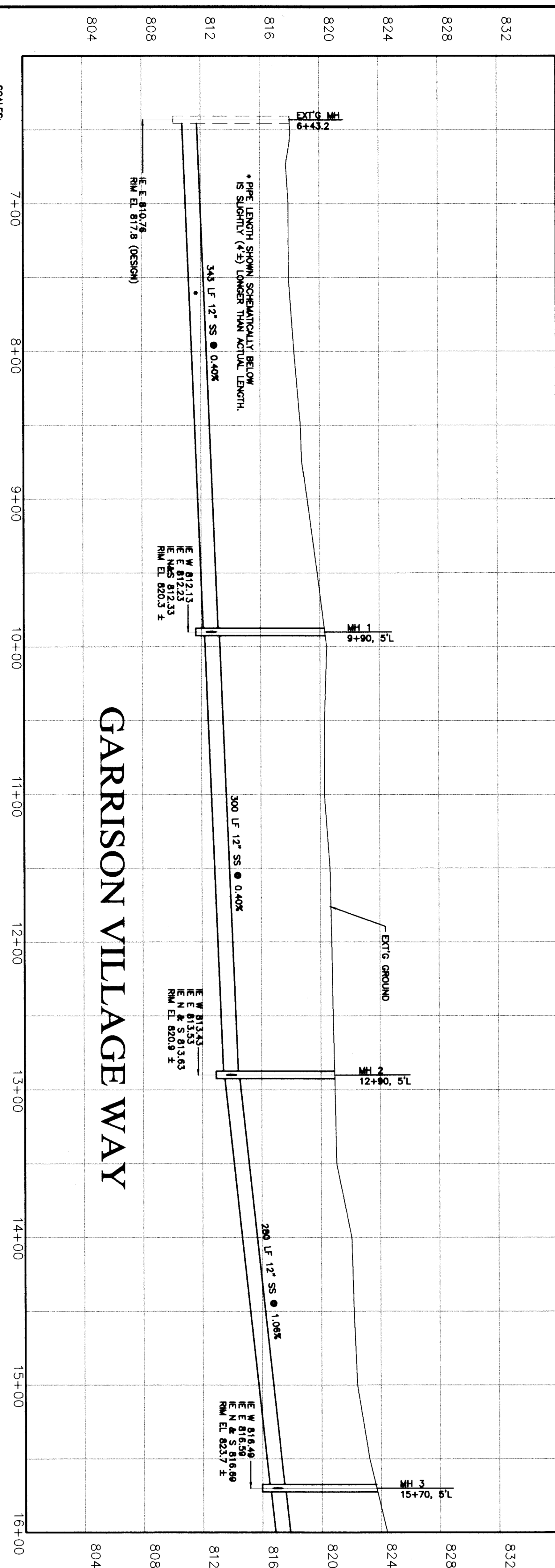
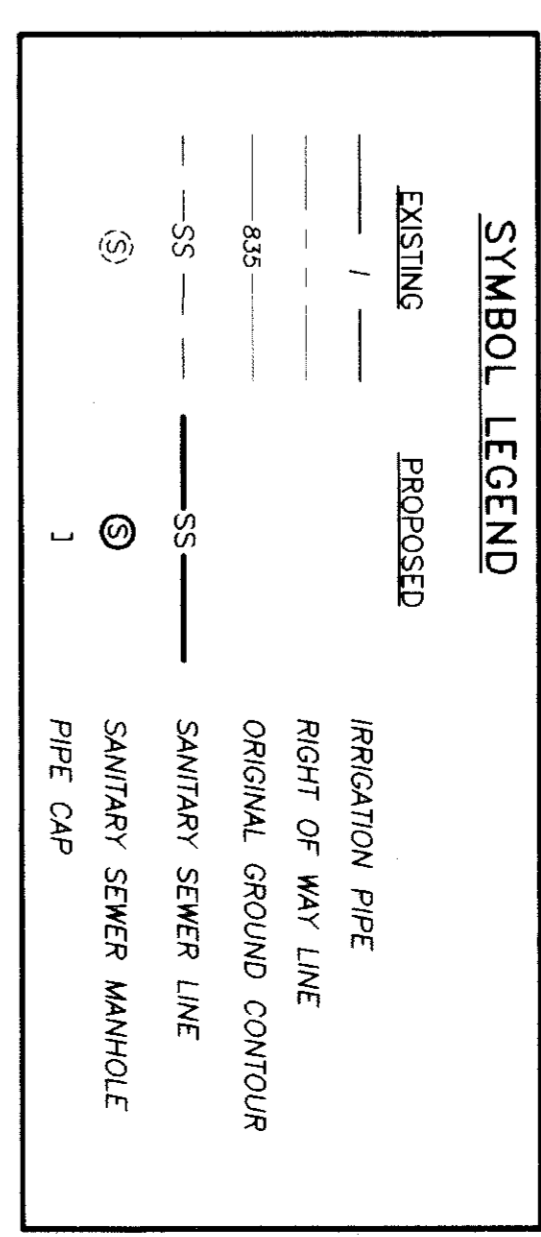


SCALES:
 1" = 40' HOR
 1" = 4' VER
 BASED ON A SURVEY
 BY TOWN OF COLLEGE PLACE
 MARCH, 1998



SCALES:
 1" = 40' HOR
 1" = 4' VER

GARRISON VILLAGE WAY




SEWER NOTES

- SEWER PIPE TO BE SDR 35 PVC IN 13' JOINTS.
- TRENCH EXCAVATION & BACKFILL SHALL BE IN CONFORMANCE WITH CITY OF COLLEGE PLACE STANDARDS.
- ALL PIPE SHALL BE FULLY BEDDED WITH A MINIMUM OF 4" UNDER PIPE AND 6" OVER PIPE WITH MATERIALS PER THE STANDARD SPECIFICATIONS OR AS APPROVED BY CITY ENGINEER PRIOR TO USE.
- WHEN GROUNDWATER IS PRESENT, OVER EXCAVATE TO 12" BELOW INVERT AND BACKFILL WITH COMPACTED CLASS B FOUNDATION MATERIAL PER WSDOT 9-03.17.
- MANHOLE CONSTRUCTION IN ACCORDANCE WITH CITY OF COLLEGE PLACE STD DWG 6A.
- IF APPLICABLE, SEWER SERVICE CONNECTIONS SHALL BE IN ACCORDANCE WITH CITY OF COLLEGE PLACE STD DWG 6E. SLOPE 4" SERVICE CONNECTIONS AT 2%.
- AIR TEST AT 5 PSI. ADDITIONALLY, ACCEPTANCE BASED ON SATISFACTORY TV REPORT. CONTRACTOR SHALL PROVIDE COLLEGE PLACE WASTEWATER DIRECTOR 48 HOURS BEFORE REQUIRED TV INSPECTION.

CONSTRUCTION NOTES

- EXISTING UTILITIES ARE SHOWN IN APPROXIMATE LOCATIONS ONLY. CONTRACTOR SHALL NOTIFY THE UNDERGROUND UTILITY LOCATION CENTER 48 HRS. IN ADVANCE OF ANY CONSTRUCTION. CONTRACTOR SHALL VERIFY ALL UTILITY LOCATIONS PRIOR TO CONSTRUCTION.
- CONTRACTOR IS SOLELY RESPONSIBLE FOR THE MEANS, METHODS & TECHNIQUES OF CONSTRUCTION AS WELL AS MAINTAINING A SAFE WORK PLACE FOR ALL CONSTRUCTION ACTIVITIES.
- ALL WORK SHALL BE PERFORMED IN ACCORDANCE WITH THE LATEST SPECIFICATIONS AND STANDARD PLANS.
- CONTRACTOR SHALL CONTROL DUST IN ACCORDANCE WITH LOCAL AIR POLLUTION CONTROL AUTHORITY AND DEPT. OF ECOLOGY.
- CONTRACTOR IS RESPONSIBLE FOR APPLYING FOR AND OBTAINING ALL PERMITS NECESSARY. IT IS THE SOLE RESPONSIBILITY OF THE CONTRACTOR TO ADHERE TO ALL PERMIT REQUIREMENTS.
- IF APPLICABLE, END OF ALL SEWER STUBS SHALL BE LOCATED AND MARKED WITH DEPTH NOTED ON A PRESSURE TREATED 2x4 AND FULL DEPTH 12 GA. COPPER TRACER WIRE.

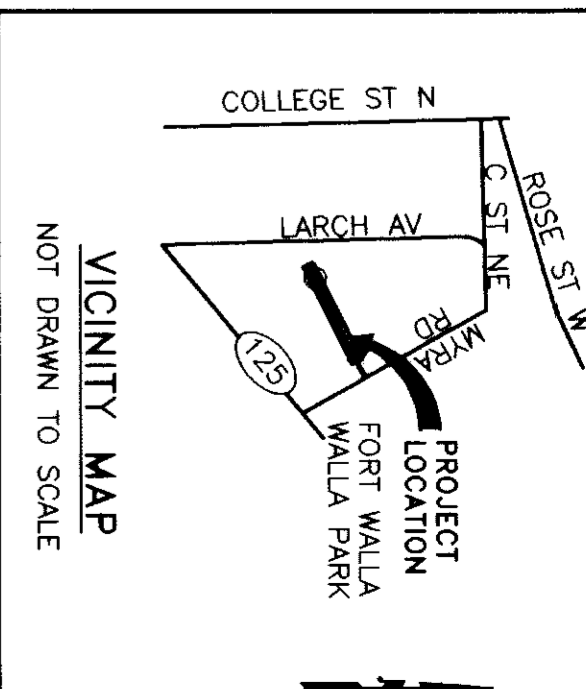
APPROVED FOR CONSTRUCTION BY:
 [Signature]
 COLLEGE PLACE CITY ENGINEER
 DATE: 7/23/98

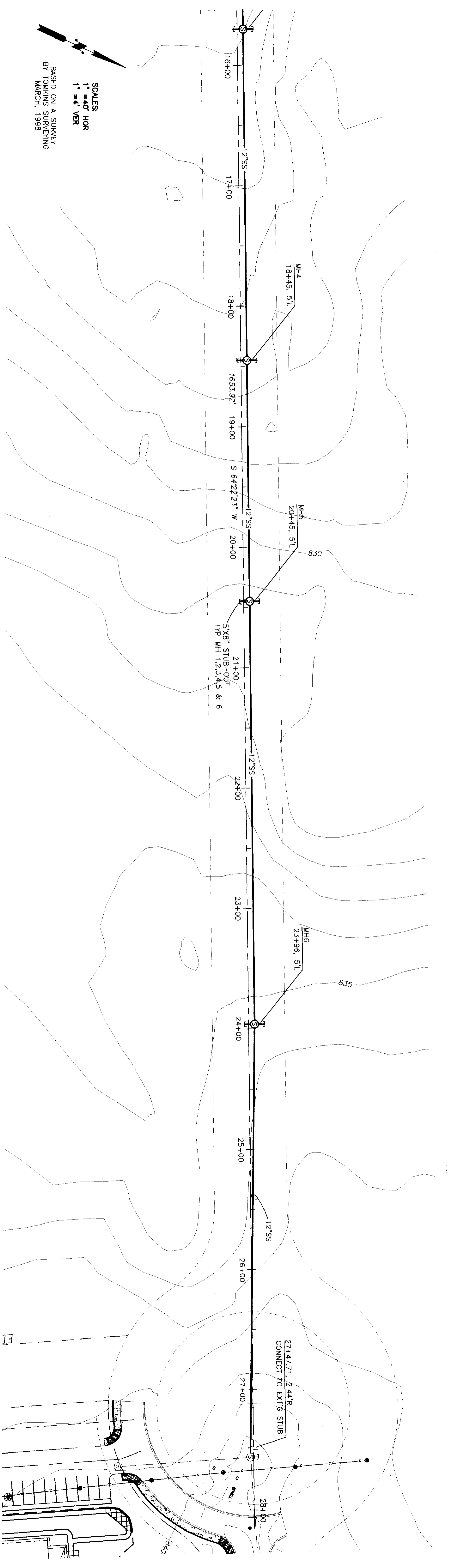


DATE: 7/19/98
 DRAWN BY: MM
 DWG. NO.: 061-0023

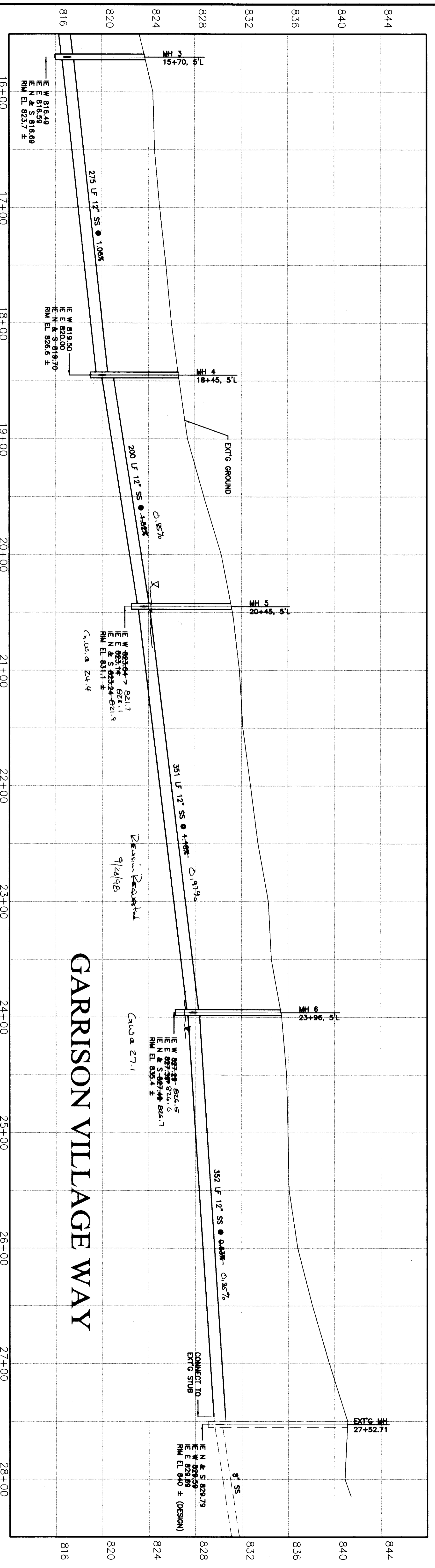
CALL BEFORE YOU DIG (800) 332-4344
VALLEY DEVELOPMENT
 GARRISON VILLAGE WAY SEWER EXTENSION
 PP 6-71.57 TO 16-00

HALL ENGINEERING ASSOCIATES
 10 SOUTH AUBURN • KENNESAW, WA 98336
 (509) 342-2200 • FAX (509) 346-2897





SCALES:
 1" = 40' HOR
 1" = 4' VER
 BASED ON A SURVEY
 BY TOWN OF SEWING
 MARCH, 1998



GARRISON VILLAGE WAY

DATE: 05/21/1998
 DRAWN BY: MM
 DWG. NO.: 061-0024

CALL BEFORE YOU DIG (800) 332-4344

VALLEY DEVELOPMENT
 GARRISON VILLAGE WAY SEWER EXTENSION
 P/P 15+50 TO END

HALL ENGINEERING ASSOCIATES
 10 SOUTH AUBURN - KENNEWICK, WA 99336
 (509) 582-2200 - FAX (509) 586-2897

rp02001.dwg